

**EVANS VALLEY FIRE DISTRICT #6**  
(JACKSON COUNTY)  
OREGON

**2025/2026 Annual Budget  
(Adopted)**



***To Be Adopted***  
*By the Governing Body of  
Evans Valley Fire District #6  
(Jackson County)  
Board of Directors Meeting  
June 19, 2025*

**EVANS VALLEY FIRE DISTRICT #6**  
(JACKSON COUNTY)  
OREGON

2025/2026 Annual Budget

**Budget Committee Members**

**Larry Tuttle**

Board of Directors Chair

**Tom Davidson**

Fire Chief/Budget Officer

**Board Members**

Cynthia Edwards  
Patricia Ott  
Kathryn Henning  
Heather Friend

**Citizen Members**

Nancy Joeckel  
Roxanne Bolen  
Mark Johnson  
Wanda Hutchings  
Katherine Sievers

**District Staff**

Captain Connor Lane  
Lieutenant Jordan Bates

**EVANS VALLEY FIRE DISTRICT #6**  
(JACKSON COUNTY)  
OREGON

2025/2026 Annual Budget

## Budget Calendar

- |   |                     |
|---|---------------------|
| 1. Appoint budget officer   | January 9, 2025     |
| 2. Proposed budget preparation  | February/March 2025 |
| 3. Publish 1st notice of the budget committee meeting<br>(5 to 30 days before the meeting)  | March 27, 2025      |
| 4. Publish 2nd notice of the budget committee meeting<br>(At least five days after 1st notice)  | April 3, 2025       |
| 5. Budget committee meeting   | April 14, 2025      |
| 6. Second budget committee meeting<br>(If needed)   | May 19, 2025        |
| 7. Publish notice of budget hearing<br>(5 to 30 days before the hearing)  | June 5, 2025        |
| 8. Hold budget hearing (Governing Body)   | June 19, 2025       |
| 9. Enact resolutions to <ol style="list-style-type: none"><li>a. Adopt budget</li><li>b. Make appropriations</li><li>c. Impose and categorize taxes</li></ol> | June 19, 2025       |
| 10. Submit tax certification documents<br>to the assessor by July 15  | June 23, 2025       |

# EVANS VALLEY FIRE DISTRICT #6

(JACKSON COUNTY)

OREGON

2025/2026 Annual Budget

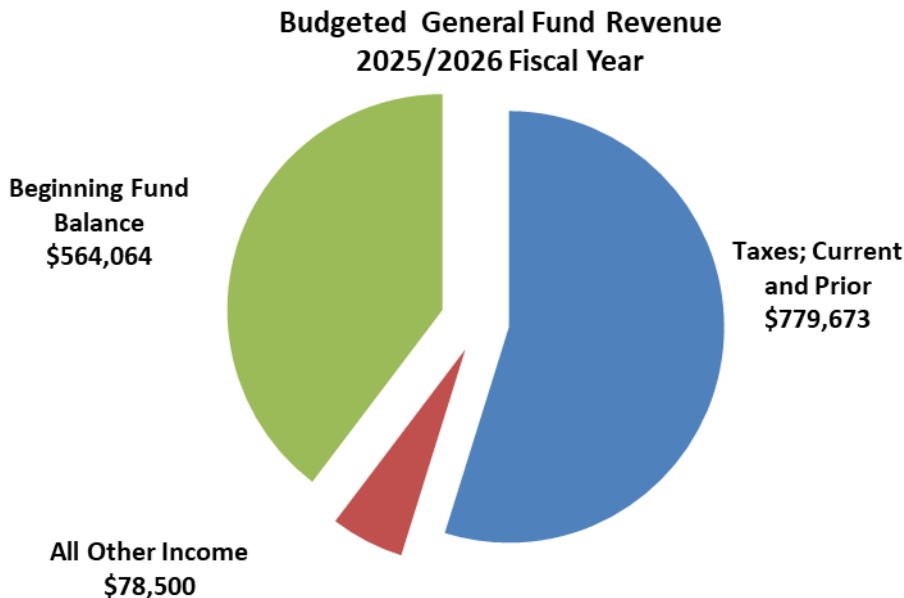
## Budget Message

I am pleased to present the proposed 2025/2026 fiscal year budget for Evans Valley Fire District #6 (EVFD). As the budget officer, I have prepared this budget in accordance with the Fire District's Strategic Plan as adopted by the Board of Directors and in compliance with Oregon Budget Law and Fire District Policy. This budget is designed to meet the current needs and anticipate the future requirements of the Fire District based on projected revenues. It does not include any new funds this year. The primary goal of this budget is to be fiscally responsible for the revenues we receive from our district patrons while providing services and programs that align with our strategic plan.

The Fire District operates on the General Fund and the Capital Projects Fund. It has not created or added additional funds for the fiscal year 2025/2026.

### General Fund

#### Revenue Summary



The proposed budget projects the current year's taxes to be collected of \$769,673 based on a 94% collectible rate of \$818,801. The Jackson County assessor projects \$818,801 of taxes owed to Evans Valley Fire District #6 for the fiscal year 2025/2026, a 68% increase from last year. Factoring in a 94% collectible rate,

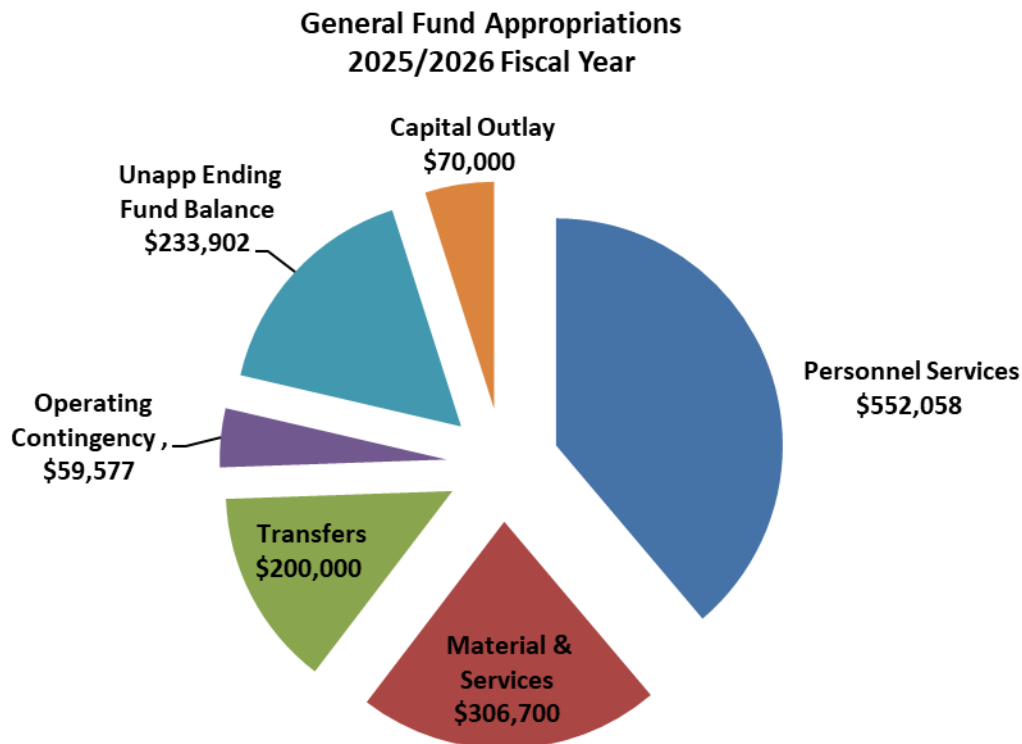
we expect tax revenue to be \$769,673. Current year taxes are calculated at our permanent tax rate of \$1.2905 per \$1,000 of assessed value and a local option levy of \$1.35 per \$1,000 of the assessed value. Prior year taxes are budgeted at \$10,000. All property taxes, current and previous years, account for 55% of the District's operating revenue. The Fire District's total operating revenue comprises the beginning fund balance, property taxes, interest earned, equipment sales, miscellaneous income, and grants. The proposed General Fund revenue is \$1,422,237, a 24% increase from the fiscal year 2024/2025 budget.

## Personnel Services

The Fire District is currently staffed by four full-time employees, six student firefighters, and 10 response volunteers. The proposed personnel service budget allocates for the addition of one full-time Deputy Chief of Operations & Training. The personnel services budget is \$552,058, 64% of the operating revenue and 38% of the total fund expenses.

## Materials and Services

Materials and Services saw an 18% increase from the fiscal year 2024/2025. The total Materials and Services budget is \$306,700, 36% of the operating revenue and 22% of the total fund expense. Materials and Services had an additional \$34,330.15 due to one-time payments for contracts and services. \$10,000 was allocated for a seismic retrofit grant, \$10,000 for the Fire District Regionalization Study, and \$14,330.15 allocated for OTAP/WIFI for the Radio Infrastructure Upgrade and ECSO.



## Interfund Transfers

The 2025/2026 budget allocates a \$200,000 inter-fund transfer to the Capital Project Fund for, 14% of total fund expenses.

## Capital Outlay Detail

The 2025/2026 budget allocates \$70,000 for capital projects. \$20,000 will go to our obligation for the Radio Infrastructure Upgrade to purchase radio chargers and accessories. \$10,000 for two sets of

Turn-Outs, \$20,000 for updating our station alerting system, and \$20,000 to purchase two carports, one for training and one for our staff vehicles. The total allocation for Capital Outlay is \$70,000, which is 5% of total fund expenses.

**Operational Contingency**

This budget has allocated \$59,577 in contingency, 4% of fund expenses.

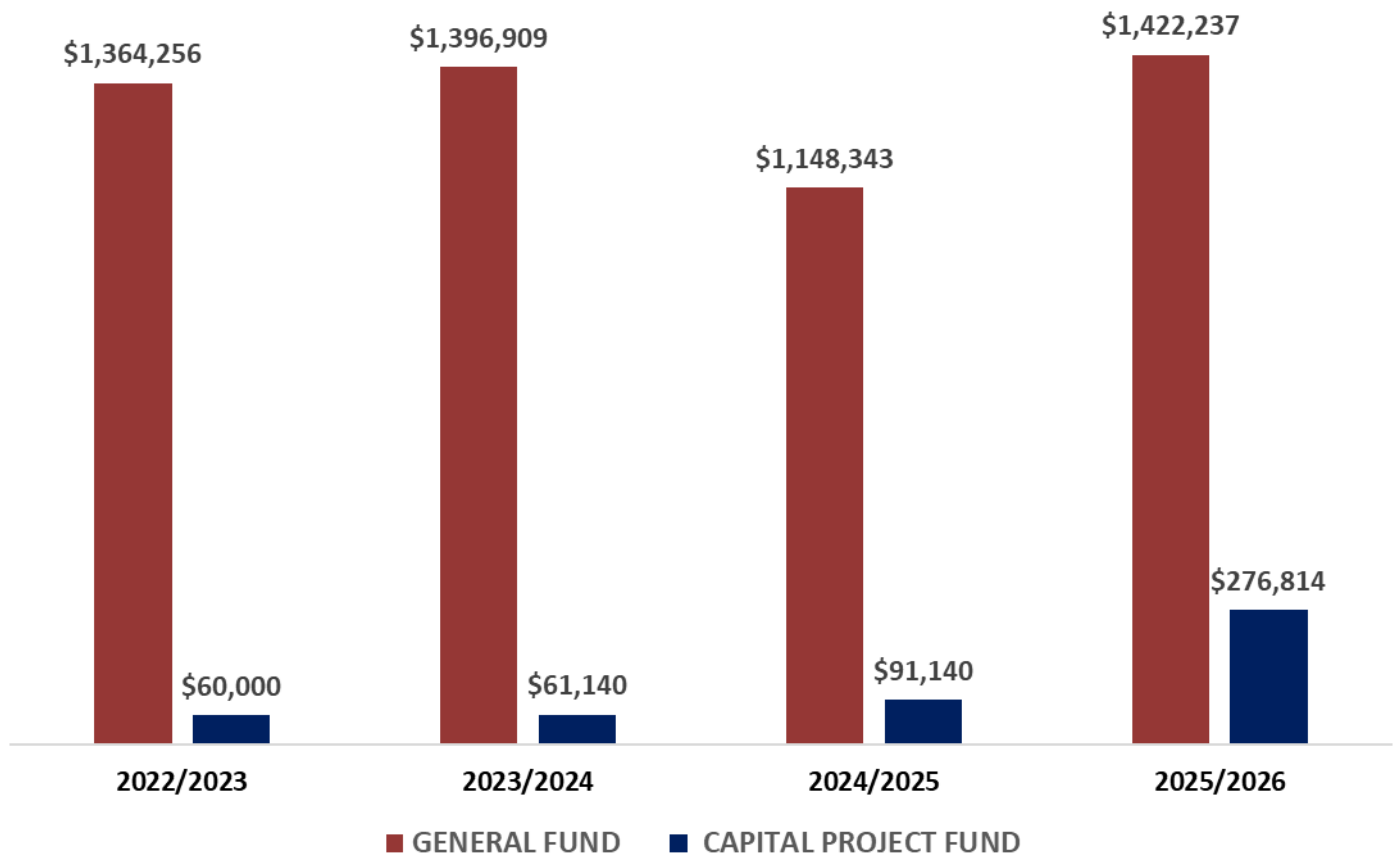
**Unappropriated Ending Fund Balance**

The 2025/2026 budget allocates \$233,902 in unappropriated enduring fund Balance (UEFB). This is 30% of the taxes expected to be collected in the current and prior years.

**Capital Projects Fund**

The Capital Project Fund shows a proposed \$200,000 transfer for the 2025/2026 budget year, giving a balance of \$276,814. Within the 2025/2026 budget, we have allocated \$100,000 to update our existing fire station. The remaining \$176,714 is reserved for future expenditures

**EVFD#6 Fund Totals**



**District Funding**

The Fire District is funded primarily through property taxation. The District operates on the permanent tax rate of \$1.2905 per \$1,000 of assessed value and a local option levy of \$1.35 of assessed value. These two revenue sources support our current service level; services would have to be reduced without either. In addition, capital projects are generally funded through outside resources such as

fundraisers and grants. The District must continue to utilize these funding opportunities to upgrade our facilities and equipment. Unfortunately, grant funds cannot be anticipated and will be added to the budget as they are received.

*Tom Davidson*

Tom Davidson  
Fire Chief/Budget Officer

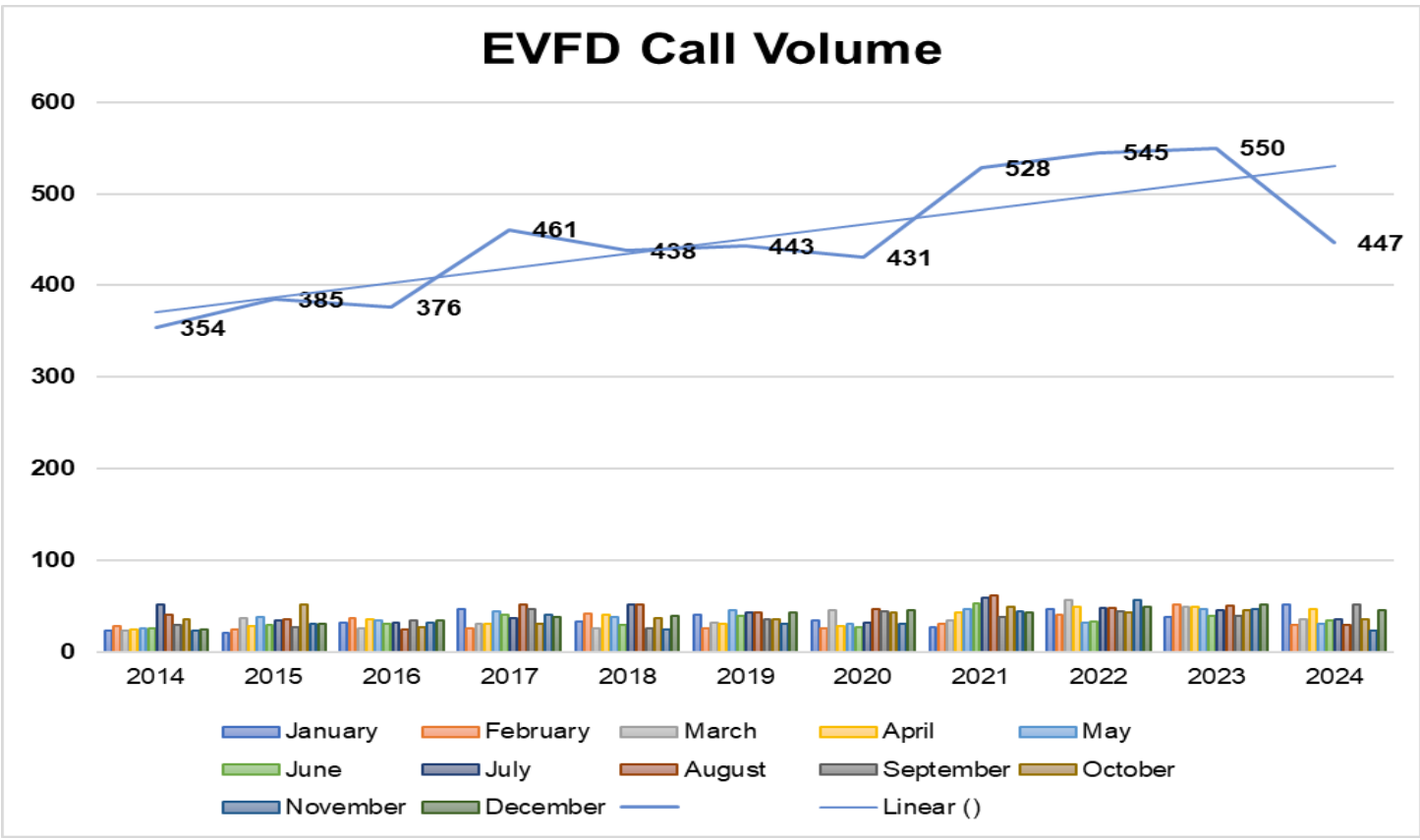
## District Overview

Evans Valley Fire District #6 (EVFD) proudly serves the unincorporated community of Wimer, Oregon—located just eight miles off the Interstate 5 corridor in scenic Southern Oregon. Our district covers 25.6 square miles of rugged mountains, valleys, and forests that comprise the Evans Creek watershed, providing emergency services to approximately 4,500 residents.

We are a small combination fire district with a paid Fire Chief and three Shift Officers, supported by 16 interior-certified volunteer firefighters and four dedicated support volunteers. Our volunteers handle various responsibilities, from emergency response to administrative duties, allowing us to maintain effective operations with limited staffing.

A cornerstone of our staffing model is the Student Staffing Program, where students receive college tuition and book assistance in exchange for ten 24-hour shifts each month. This program has significantly reduced our response times and was honored with the Outstanding Program Award by the Special Districts Association of Oregon.

EVFD is governed by a five-member Board of Directors, all of whom are community members committed to the district’s success.



## **Commitment to Training and Community Service**

Our district emphasizes personal and professional development through a robust training program and efficient administrative oversight. Given our membership's average tenure of only 1.5 years, we place strong emphasis on volunteer recruitment, training, retention, and incident operations. This structure enables the Fire Chief to focus on long-term planning, administrative leadership, and incident command.

EVFD's success is built on the dedication of its volunteers, the steadfast support of its community, and consistent, strong leadership.

## **Call Volume and Area of Response**

Over the past decade, EVFD has experienced a steady 6.2% annual increase in call volume. Approximately 60% of our responses are for medical emergencies, with the remainder consisting of structure fires, wildland fires, rescues, and public assistance calls.

We operate from a single, centrally located station and serve the 4,500 residents within our district boundaries. We also provide automatic aid to an additional 10,000 people in nearby areas. Through mutual aid agreements facilitated by the Rogue Valley Fire Chiefs Association, EVFD protects 278,000 residents across 4,440 square miles. We respond to an average of 45 automatic and mutual aid calls each year.

# EVANS VALLEY FIRE DISTRICT #6

## 2024-2027 Strategic Plan

The Strategic Plan is a dynamic document vital to our Fire District's success. It establishes our organization's goals and creates an assessment tool for measuring successful outcomes.

Our Strategic Plan identified five goals:

### 1. Enhance Community Resilience

**Objective:** Increase preparedness and resilience to hazards through education, assessment, and community engagement.

- **Community Risk Reduction**
    - Develop and distribute educational materials on fire, flood, and other hazards specific to our community by July 2025.
    - Conduct a hazard vulnerability assessment to identify and map high-risk areas by June 2026.
  - **Community Education and Engagement**
    - Launch a semi-annual newsletter by October 2024 to keep residents informed.
    - Host annual Open House and Town Hall events starting Fall 2024.
- 

### 2. Strengthen Financial Stability

**Objective:** Secure and diversify funding to sustain operations, enhance services, and meet the community's evolving needs.

- **Financial Planning**
    - Develop a comprehensive financial plan that assesses operational costs, forecasts future needs, and identifies financial gaps by Spring 2025.
    - Share financial assessments with residents for transparency.
  - **Alternative Revenue Sources**
    - Seek grants and establish partnerships with local businesses.
    - Expand existing fundraisers through community-driven programs.
    - Explore additional revenue from community-based services, like training programs or a Wildland Division, to support the district financially.
- 

### 3. Enhance Training and Professional Development

**Objective:** Improve firefighter skills, foster professional growth, and establish career paths within the district.

- **Collaborative Training**
  - Work with nearby fire districts and emergency service providers for shared training resources and industry best practices.
- **Career Development**

- Develop clear pathways for promotion across all roles by Winter 2026.
- Promote personal growth opportunities at all levels, fostering a culture of professionalism, skill development, and pride in work.

---

#### **4. Upgrade Infrastructure and Equipment**

**Objective:** Modernize and maintain district facilities and equipment to ensure reliability and effectiveness in emergency response.

- **Facility Assessment**

- Conduct a thorough assessment of current facilities to identify and determine urgent and long-term improvement needs by Spring 2026.

- **Equipment Replacement Plan**

- Create a phased plan to replace aging equipment based on life cycles to maintain operational readiness by Spring 2025.

---

#### **5. Improve Recruitment and Retention**

**Objective:** Build a strong, motivated team through proactive recruitment strategies and initiatives to retain top talent.

- **Retention Program**

- Implement initiatives to improve retention across all roles, focusing on employee recognition, career development, and work-life balance improvements by Fall 2025.

- **Recruitment Strategy**

- Develop proactive recruitment efforts targeting schools, local training programs, and community events to build a strong talent pipeline by Fall 2025.

# Evans Valley Fire District #6

2025/2026 Fiscal Year

Budget Detail by Account

6/19/2025

## GENERAL FUND

### LB 20 Form

#### Revenues

2022/2023 Actual	2023/2024 Actual	2024/2025 Budget	Account	Description	2025/2026 Proposed	2025/2026 Approval	2025/2026 Adopted
419,842.00	452,360.00	458,000	4000	Taxes; Current	769,673	769,673	769,673
24,273.00	9,279.00	25,500	4002	Taxes; Prior	10,000	10,000	10,000
11,848.00	39,679.00	15,000	4100	Interest	40,000	40,000	40,000
0.00	5,500.00	0	4106	Sale of Equipment	0	0	0
663,086.00	37,000.00	7,000	4105	Grants; Local, State, Federal	35,000	35,000	35,000
0.00	0.00	0	4030	Donations	2,000	2,000	2,000
0.00	1,552.00	0	4150	Miscellaneous Income	1,500	1,500	1,500
245,207.00	851,539.00	642,843	4001	Beginning Fund Balance	564,064	564,064	564,064
<b>1,364,256</b>	<b>1,396,909</b>	<b>1,148,343</b>		<b>Revenue Totals:</b>	<b>1,422,237</b>	<b>1,422,237</b>	<b>1,422,237</b>

23.85% Budget Increase  
from Prior FY

### LB 30 & 31 Forms

#### Personnel Services

2022/2023 Actual	2023/2024 Actual	2024/2025 Budget	Account	Description	FTE	2025/2026 Proposed	2025/2026 Approval	2025/2026 Adopted
74,423.00	76,100.00	83,200	5101	Fire Chief	1	85,800	85,800	85,800
53,077.00	0.00	0	5102	Operations Chief	1	0	0	65,000
0.00	109,916.00	116,400	5107	Line Staff Payroll	3	181,312	181,312	165,000
14,924.00	17,252.00	17,000	5103	FICA/Medicare PR Taxes	0	24,259	24,259	26,836
6,516.00	3,908.00	11,000	5104	Workers' Comp Ins (SAIF)		14,000	14,000	15,000
13,722.00	28,547.00	45,000	5105	PERS Retirement		58,952	58,952	77,422
57,360.00	49,240.00	54,200	5106	Health/Dental Insurance		69,000	69,000	78,000
1,757.00	2,244.00	2,000	5108	Unemployment Insurance		2,405	2,405	3,000
			5109	Oregon Worker Benefit Fund/ Oregon Paid Leave		1,000	1,000	1,000
71,335.00	39,499.00	90,000	5110	Part Time Payroll	0	50,000	50,000	35,000
		9,000	5111	Overtime		0	0	0
<b>293,114</b>	<b>326,706</b>	<b>427,800</b>		<b>Personal Services Totals</b>	<b>5.0</b>	<b>486,727</b>	<b>486,727</b>	<b>552,058</b>

71% of Taxes Current/Prior

64% of operating revenue

29% Budget Increase from Prior Yr

# Evans Valley Fire District #6

2025/2026 Fiscal Year

Budget Detail by Account

6/19/2025

## Material & Services

2022/2023 Actual	2023/2024 Actual	2024/2025 Budget	Account	Description	2025/2026 Proposed	2025/2026 Approval	2025/2026 Adopted
11,355.00	8,261.00	12,000	5201	Fuel	12,000	12,000	12,000
24,839.00	30,669.00	24,000	5203	Vehicle Repair & Maint.	24,000	24,000	24,000
5,062.00	8,312.00	8,000	5204	Building Repair & Maint.	8,000	8,000	8,000
0.00	300.00	0	5205	Radios, Pagers, Repair & Maint.	-	-	-
1,704.00	2,208.00	3,000	5206	Station Supplies	3,500	3,500	3,500
1,651.00	1,308.00	1,500	5207	Tools; Apparatus & Station	1,500	1,500	1,500
10,676.00	9,389.00	13,000	5208	Training	13,000	13,000	13,000
1,613.00	3,263.00	2,500	5209	Office Supplies	3,000	3,000	3,000
25,256.00	26,013.00	30,000	5210	Service Contracts (ECSO, First Due, etc)	75,000	75,000	75,000
2,144.00	423.00	2,000	5211	Firefighter Misc. Supplies	2,000	2,000	2,000
3,065.00	2,174.00	2,000	5212	Fire Prevent. & Public Ed.	2,000	2,000	2,000
14,962.00	18,887.00	19,000	5215	Insurance	23,000	23,000	23,000
1,688.00	2,467.00	3,500	5216	Election/Legal	3,500	3,500	3,500
9,695.00	10,680.00	9,000	5217	Accounting	7,000	7,000	7,000
6,150.00	11,200.00	11,500	5218	Audit	13,500	13,500	13,500
3,738.00	5,347.00	8,000	5219	EMS Supplies & Fees	6,000	6,000	6,000
2,647.00	3,728.00	3,500	5220	Health & Safety	3,500	3,500	3,500
1,497.00	1,704.00	4,000	5221	SCBA Repair & Maintenance	4,000	4,000	4,000
8,001.00	5,261.00	7,000	5222	Volunteer Retention & Recruitment	10,000	10,000	10,000
2,527.00	2,725.00	2,600	5223	Membership Dues	2,600	2,600	2,600
738.00	1,037.00	1,500	5224	Information Technologies	5,000	5,000	5,000
0.00	80.00	2,000	5225	Furnishings	2,000	2,000	2,000
1,303.00	2,580.00	11,000	5226	Reimbursements	-	-	-
10,035.00	34,589.00	53,100	5227	Student Program	53,100	53,100	53,100
5,770.00	6,326.00	7,000	5229	Uniforms/Attire	7,000	7,000	7,000
15,333.00	16,429.00	16,500	5231	Utilities	19,000	19,000	19,000
2,864.00	1,744.00	3,000	5232	Professional Development	3,000	3,000	3,000
500.00	0.00	500	5233	Grant Writing	500	500	500
<b>174,813</b>	<b>217,104</b>	<b>260,700</b>	<b>Materials &amp; Services Totals</b>		<b>306,700</b>	<b>306,700</b>	<b>306,700</b>

36% of Operating Revenue  
 18% Budget Increase from Prior Yr  
 39% of Taxes Current/Prior

**Evans Valley Fire District #6**  
**2025/2026 Fiscal Year**  
**Budget Detail by Account**

**6/19/2025**

**Transfers**

2022/2023 Actual	2023/2024 Actual	2024/2025 Budget	Account	Description	2025/2026 Proposed	2025/2026 Approval	2025/2026 Adopted
0.00	40,000.00	30,000	6310	Transfer to Capital Projects Fund	200,000	200,000	200,000

**Operating Contingency**

2022/2023 Actual	2023/2024 Actual	2024/2025 Budget	Account	Description	2025/2026 Proposed	2025/2026 Approval	2025/2026 Adopted
0.00	0.00	50,000	5401	Operating Contingency	124,908	124,908	59,577
							8% of property taxes

**Capital Outlay**

2022/2023 Actual	2023/2024 Actual	2024/2025 Budget	Account	Description	2025/2026 Proposed	2025/2026 Approval	2025/2026 Adopted
44,790	54,243	30,000	5301	Department Equipment	70,000	70,000	70,000
0	0	0	5303	Pagers & Portable Radios	0	0	0
0	0	0	5306	Turn-Outs & Brush Gear	0	0	0
0	0	0	5307	Apparatus & Equipment	0	0	0
0	0	0	5309	Hoses, Nozzles & Appliances	0	0	0
44,790	54,243	30,000			70,000	70,000	70,000

**Debt Service**

2022/2023 Actual	2023/2024 Actual	2024/2025 Budget	Account	Description	2025/2026 Proposed	2025/2026 Approval	2025/2026 Adopted
0.00	0.00	0		Debt Service Principal	0	0	0
0.00	0.00	0		Debt Service Interest	0	0	0
<b>0.00</b>	<b>0.00</b>	<b>0</b>		<b>Debt Service Totals</b>	<b>0</b>	<b>0</b>	<b>0</b>

**Unapp Ending Fund Balance**

2022/2023 Actual	2023/2024 Actual	2024/2025 Budget	Account	Description	2025/2026 Proposed	2025/2026 Approval	2025/2026 Adopted
851,539	758,856	349,843		Unapp Ending Fund Balance	233,902	233,902	233,902
							30% of property taxes

**Expenditures Totals**

<b>1,364,256</b>	<b>1,396,909</b>	<b>1,148,343</b>		<b>Expenditure Totals</b>	<b>1,422,237</b>	<b>1,422,237</b>	<b>1,422,237</b>
------------------	------------------	------------------	--	---------------------------	------------------	------------------	------------------

**Revenue Totals**

<b>1,364,256</b>	<b>1,396,909</b>	<b>1,148,343</b>		<b>Revenue Totals</b>	<b>1,422,237</b>	<b>1,422,237</b>	<b>1,422,237</b>
------------------	------------------	------------------	--	-----------------------	------------------	------------------	------------------

**Difference between Revenue & Expenditures**

-	-	0			0	0	0
---	---	---	--	--	---	---	---

**Evans Valley Fire District #6**  
**2025/2026 Fiscal Year**  
**Budget Detail by Account**

6/19/2025

**CAPITAL PROJECT FUND**

LB 11 Form

**Revenues**

2022/2023 Actual	2023/2024 Actual	2024/2025 Budget	Account	Description	2025/2026 Proposed	2025/2026 Approval	2025/2026 Adopted
0.00	40,000.00	30,000	5702	Transfer from General Fund	200,000	200,000	200,000
0.00	0.00	0	5705	Other/Flex Lease/Grants	0	0	0
60,000.00	21,140.00	61,140	5701	Beginning Fund Balance	76,814	76,814	76,814
<b>60,000</b>	<b>61,140</b>	<b>91,140</b>		<b>Capital Fund Revenue Total</b>	<b>276,814</b>	<b>276,814</b>	<b>276,814</b>

**Expenditures**

2022/2023 Actual	2023/2024 Actual	2024/2025 Budget	Account	Description	2025/2026 Proposed	2025/2026 Approval	2025/2026 Adopted
0.00	0.00	0	5908	C/O; Buildings/Land	100,000	100,000	100,000
38,860	0.00	15,000	5907	C/O; Apparatus and Vehicles	0	0	0
			6001	Contingency	0	0	0
21,140.00	61,140	76,140		Reserve for Future/Ending Fund Balance	176,814	176,814	176,814
<b>60,000</b>	<b>61,140</b>	<b>91,140</b>		<b>Capital Fund Expenditure Totals</b>	<b>276,814</b>	<b>276,814</b>	<b>276,814</b>

**Difference between Revenue & Expenditures (GF)**

-	-	-			0	0	0
---	---	---	--	--	---	---	---

2022/2023	2023/2024	2024/2025		2025/2026	2025/2026	2025/2026
1,424,256.00	1,458,049.00	1,239,483	Revenues	1,699,051	1,699,051	1,699,051
1,424,256.00	1,458,049.00	1,239,483	Expenditures	1,699,051	1,699,051	1,699,051
0	0	0	<b>Difference</b>	0	0	0

Increase from Prior Year      37.08%